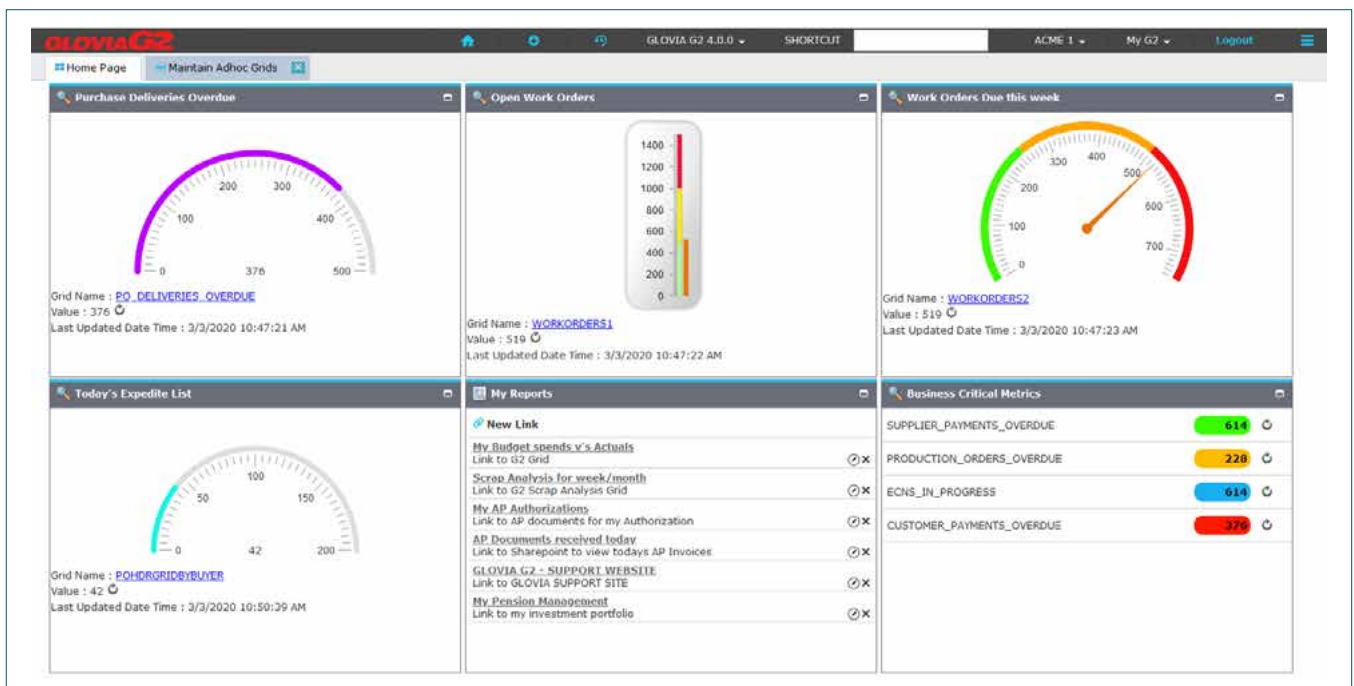


BUSINESS METRICS

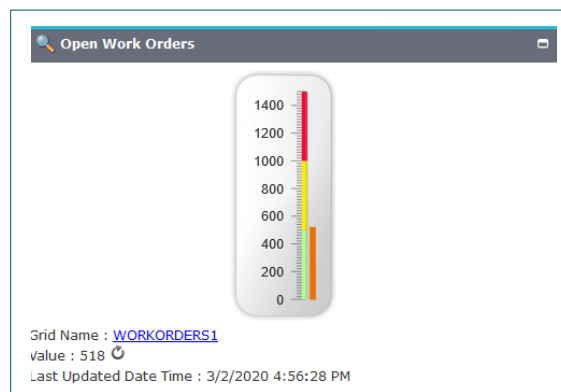
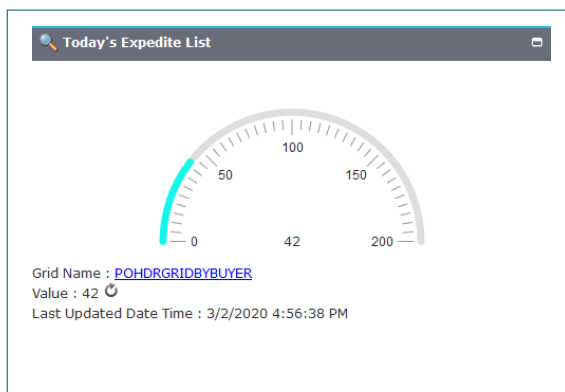
The GLOVIA G2 Business Metrics application provides a powerful tool for the rapid creation of visual indicators that drive your business to higher and higher levels of activity, resolution and data accuracy.



Business Metric Counts and Gauges

Business Metric Counts and Gauges provide users with real-time visual indicators of business critical measures and a quantification of the level of action that is required.

Gauges:



Business Critical Metrics	
SUPPLIER_PAYMENTS_OVERDUE	614
PRODUCTION_ORDERS_OVERDUE	228
ECNS_IN_PROGRESS	614
CUSTOMER_PAYMENTS_OVERDUE	376

Business Metrics Scheduler

- The Business Metrics scheduler provides a simple and easy way of organizing the time and frequency at which Counts, Gauges and Insights are automatically updated.
- This provides the ability to spread the load and minimize any impact on system performance.
- Business Metric Counts and Gauges are associated to a 'Scheduling Category'. For each Scheduling Category it is possible to identify the date and time of the initial execution, and the regular interval at which the Business Metric Gauges and Counts, associated to that Category, will be automatically updated.

Counts:

- By clicking on a Count or Gauge, the user is pro-actively driven to a spreadsheet like grid listing the specific actions that need to be performed.
- A single shared Query is used to drive the Count/Gauge and the grid that it drills to.
- Business Metric Counts and Gauges can be updated automatically at regular intervals or alternatively on-demand with a single mouse click. The Date and time of last update is displayed.

- Counts and Gauges can be built in a fraction of the time required to create Insights and without the need for technical knowledge required to manually create and deploy any scripts. They are created completely within the GLOVIA G2 application.

Conditional Formatting

Conditional formatting capabilities provide the ability to create user defined rules that automatically set the font colors and/or background highlight colors of grid rows based on those rules.

Drag a column header and drop it here to group by that column

	Company	ML	Work Order	Line	Item	Revision	Estimated Cost
	ACME 1	ML1	374	0001	2019FA		10.6900
	ACME 1	ML1	375	0001	DC5-FA		100.0000
	ACME 1	ML1	376	0001	2019AQL829		10.6900
	ACME 1	ML1	377	0001	ER5-MPS-WO		1.0000
	ACME 1	ML1	378	0001	M1	JIM	237.7320
	ACME 1	ML1	379	0001	M1	JIM	237.7320
	ACME 1	ML1	381	0001	M1	JIM	237.7320
	ACME 1	ML1	382	0001	M1	JIM	237.7320
	ACME 1	ML1	383	0001	RD AVG	1	10.0000
	ACME 1	ML1	384	0001	RD AVG	2	16.0000
	ACME 1	ML1	385	0001	RD AVG	3	123.4567
	ACME 1	ML1	386	0001	RD AVG TEST		0.0000
	ACME 1	ML1	387	0001	ER5-PRP-WO		1.1110
	ACME 1	ML1	388	0001	ER5-65076		1.8877